



Hong Kong PolyU Construction & Environment

PhD Programme Admission and Hong Kong PhD Fellowship Scheme

Don't miss your chance for a Hong Kong PhD Fellowship (HKPF)! It is your ticket to a fulfilling research career in the fields of civil, structural, environmental and building services engineering, building surveying, quantity surveying, general practice surveying and land surveying. Successful applicants will be awarded a monthly stipend of ~US\$3,400 plus a travel allowance of ~US\$1,700 per year for attending conferences and research-related events for a period of 3 years, in addition to a tuition scholarship.

Details of HKPF: <https://cerg1.ugc.edu.hk/hkpfs/apply.html>

For admission in **September 2022**,
application starts from **September 2021**.


For details, go to:

[https://www.polyu.edu.hk/fce/study/
research-postgraduate-programme/](https://www.polyu.edu.hk/fce/study/research-postgraduate-programme/)

To apply, go to:

www.polyu.edu.hk/admission





Faculty of Construction and Environment

PhD Programmes



Why FCE?

Top 5 reasons
why PolyU FCE is
the natural choice
in Hong Kong

1 High subject rankings

Highly regarded in global rankings of academic subjects, the disciplines of Architecture & Built Environment and Civil Engineering that are offered by the Faculty of Construction and Environment (FCE) are ranked **18th** and **21st** respectively by the **Quacquarelli Symonds (QS) World University Rankings**.



Staff and student profiles

In addition to hundreds of thousands of illustrious alumni who have contributed to the development of Hong Kong as well as other countries, we have about 130 academic staff members, most of whom have international educational and working experience and a diverse student body, with over a hundred exchange and international students from all over the world. According to ShanghaiRanking's Global Ranking of Academic Subjects 2016, Hong Kong alone has 18 Most Cited Researchers in civil engineering discipline, 9 of whom are at FCE. You will definitely meet like-minded students here who share your desire to learn from the best.

2

State-of-the-art facilities and laboratories


Many chose to study at FCE because of a genuine interest in the subjects that we offer. Our facilities include state-of-the-art laboratories, where you will find leading researchers conducting cutting-edge research on pressing topics of your generation, namely, sustainable urban development, smart city and climate change. There are also two Chinese National Engineering Research Centres at PolyU: one for Steel Construction, and the other for National Rail Transit Electrification and Automation Engineering Technology.



3

Our prime location

The central location of PolyU in the city makes it an extremely convenient base from which to explore the city and collaborate with researchers from other parts of the world, particularly those in China. You will never run out of things to do and see during your study breaks. The iconic skyline of Hong Kong is within walking distance, as are the Hong Kong Science Museum and the Hong Kong Museum of History. Located on China's south coast, the city of Hong Kong provides easy access to the rest of Asia and beyond.



4



Scholarships and awards

Under the auspices of the Hong Kong Research Grants Council, the **Hong Kong PhD Fellowship Scheme** provides a monthly stipend of HK\$26,600 (~US\$3,400) plus a travel allowance of HK\$13,300 (~US\$1,700) per year for attending conferences and research-related events for a maximum period of 3 years. On top of that, PolyU will extend the same provisions to those Fellowship awardees with a four-year normal study period*, in addition to providing a 4-year tuition scholarship for all awardees of the HK PhD Fellowship. The University also offers **Research Studentships** to full-time PhD students on the basis of academic merit. (The 2021/22 Studentship carries a stipend of HK\$18,100/~US\$2,350 per month**). In addition, FCE has established the **Awards for Outstanding PhD Theses** that come with a cash prize of HK\$10,000(~US\$1,300) and a certificate signed by the Faculty Dean.


*required for full-time PhD students admitted on the basis of a Master's degree without a significant research component or on a Bachelor's degree alone
**The stipend is subject to revision every year.

5

Enquiries on Application and Admission

Academic Registry
The Hong Kong Polytechnic University
Hung Hom, Kowloon, Hong Kong

Email: ar.rpg@polyu.edu.hk
Telephone: (852) 2333-0600



Faculty of Construction & Environment

Address: ZS1201, 12/F, South Tower, Block Z
The Hong Kong Polytechnic University
Hung Hom, Kowloon, Hong Kong
Email: faculty.ce@polyu.edu.hk
Telephone: (852) 3400-8496
Website: www.polyu.edu.hk/fce

Research Areas

The Faculty is the largest contributor in Hong Kong to university-based research in construction and environment. Our research endeavours include, but are not limited to, the following areas:

Department of Building and Real Estate (BRE)

www.bre.polyu.edu.hk

- Construction and Real Estate Economics
- Construction and Real Estate Management
- Information and Construction Technology
- Urban Sustainability Policy

Department of Building Services Engineering (BSE)

www.bse.polyu.edu.hk

- Building and Environment
- Building Energy
- Building Safety and Resilience
- Electrical Services
- Facility Management

Department of Civil and Environmental Engineering (CEE)

www.polyu.edu.hk/cee

- Coastal and Hydraulic Engineering
- Construction and Transportation
- Environmental Engineering and Science
- Geotechnical Engineering
- Structural Engineering

Department of Land Surveying and Geo-Informatics (LSGI)

www.lsgi.polyu.edu.hk

- Geomatics
- Urban Informatics and Smart City

Curriculum Structure

The timeline for different study modes is as follows:

Study mode	Normal period
<i>Research Master Entry</i>	
Full-time PhD	3 years
Part-time PhD	6 years
<i>Master or Bachelor Entry</i>	
Full-time PhD	4 years
Part-time PhD	8 years

Application and Admission

Admission Requirements

To register for the degree of PhD, a student shall normally hold a postgraduate university degree containing a significant research component, such as a dissertation.

In exceptional circumstances students other than those stipulated above may be permitted to register. For example, students with a Bachelor's degree with First Class Honours, or the equivalent, may be admitted directly to the PhD programme.

English Language Requirement

For those who do not have a degree from a recognised university where English is the language of instruction, they are required to have attained:

- an overall score of at least 6.5 in the International English Language Testing System (IELTS); or
- for TOEFL, 550 or above in paper-based test; or 80 or above in internet-based test

Note: All English language test scores are considered valid for 2 years.

Student Halls of Residence

For details about university-managed accommodation, please visit:
www.polyu.edu.hk/sao/srss/hall/

Programme Application

Application should be submitted via the eAdmission System:
www.polyu.edu.hk/admission

For details about the research postgraduate programmes on offer and their application deadlines, please visit:
www.polyu.edu.hk/study

For details of FCE's academic staff, their research and expertise, please visit
www.polyu.edu.hk/fce/research/fce-research-brochure
or scan the QR code below:

